

One System for Turning, Grooving, Cut-Off, and Profiling

WMT™ System - Victory Sets METRIC

The WIDIA line of WMT toolholders is the economical and reliable option for all your turning, grooving, cut-off, and profiling applications. Trust the WMT system to ensure precise insert positioning and provide only the most accurate machining with exceptionally fast cycle times and superior performance.

10 Inserts and a Toolholder for a Special Low Price

Promotion

Valid from
October 01, 2011 -
February 29, 2012

- Extra-long clamping area for unsurpassed grooving and turning stability.
- Interchangeable grooving and cut-off inserts designed for excellent chip control.
- Exceptional versatility in one tool for all your O.D. and I.D. applications.

➤ DISTRIBUTED BY:








For more details, please refer to the latest Advances 2012 catalog!



METRIC

Left or Right Hand - 1 Toolholder and 10 Inserts per Victory Set Catalog Number

Grooving		Steel	Stainless Steel	Cast Iron	Non Ferrous	Hardened Materials
Smooth cut, pre-turned surface		1 st WP10CT 2 nd WU10PT	WU10PT	1 st WP10CT 2 nd WU10PT	WU10PT	WU10PT
Varying depth of cut, casting, of forging skin		WU10PT	WU10PT	1 st WP10CT 2 nd WU10PT	WU10PT	WU10PT
Lightly interrupted cut		1 st WP25CT 2 nd WU25PT	WU25PT	1 st WP25CT 2 nd WU25PT	WU25PT	
Heavily interrupted cut		WU25PT	WU25PT	WU25PT	WU25PT	



Set	Left Hand	Right Hand	Depth of Cut	Shank Size	Insert Width	Left Hand	Right Hand	Insert and Grade for Reference
	Victory Set Catalog Number to Order	Victory Set Catalog Number to Order				Toolholder Catalog Number for Reference	Toolholder Catalog Number for Reference	
Metric Toolholders Molded Metric Inserts	WMTM2SET	WMTM1SET	22	25 x 25 x 150	3,05	250244	250243	WMTS305M3U03PT WP25CT
	WMTM4SET	WMTM3SET	22	25 x 25 x 150	4,05	250246	250245	WMTS405M4U03PT WP25CT
	WMTM6SET	WMTM5SET	25	25 x 25 x 150	5,05	250250	250249	WMTS505M5U03PT WP25CT
	WMTM8SET	WMTM7SET	22	25 x 25 x 150	3,05	250244	250243	WMTS305M3U03PT WU25PT
	WMTM10SET	WMTM9SET	22	25 x 25 x 150	4,05	250246	250245	WMTS405M4U03PT WU25PT
	WMTM12SET	WMTM11SET	25	25 x 25 x 150	5,05	250250	250249	WMTS505M5U03PT WU25PT
	WMTM14SET	WMTM13SET	22	25 x 25 x 150	3,05	250244	250243	WMTS305M3U03PT WP10CT
	WMTM16SET	WMTM15SET	22	25 x 25 x 150	4,05	250246	250245	WMTS405M4U03PT WP10CT
	WMTM18SET	WMTM17SET	25	25 x 25 x 150	5,05	250250	250249	WMTS505M5U03PT WP10CT
	WMTM20SET	WMTM19SET	22	25 x 25 x 150	3,05	250244	250243	WMTS305M3U03PT WU10PT
Metric Toolholders Precision Ground Metric Inserts	WMTM22SET	WMTM21SET	22	25 x 25 x 150	4,05	250246	250245	WMTS405M4U03PT WU10PT
	WMTM24SET	WMTM23SET	25	25 x 25 x 150	5,05	250250	250249	WMTS505M5U03PT WU10PT
	WMTM26SET	WMTM25SET	22	25 x 25 x 150	3,00	250244	250243	WMTS300M3P03PT WU25PT
	WMTM28SET	WMTM27SET	22	25 x 25 x 150	4,00	250246	250245	WMTS400M4P03PT WU25PT
	WMTM30SET	WMTM29SET	25	25 x 25 x 150	5,00	250250	250249	WMTS500M5P03PT WU25PT
	WMTM32SET	WMTM31SET	22	25 x 25 x 150	3,00	250244	250243	WMTS300M3P03PT WU10PT
	WMTM34SET	WMTM33SET	22	25 x 25 x 150	4,00	250246	250245	WMTS400M4P03PT WU10PT
WMTM36SET	WMTM35SET	25	25 x 25 x 150	5,00	250250	250249	WMTS500M5P03PT WU10PT	