

One System for Turning, Grooving, Cut-Off, and Profiling

WMT™ System - Victory Sets INCH

The WIDIA line of WMT toolholders is the economical and reliable option for all your turning, grooving, cut-off, and profiling applications. Trust the WMT system to ensure precise insert positioning and provide only the most accurate machining with exceptionally fast cycle times and superior performance.

10 Inserts and a Toolholder for a Special Low Price

Promotion

Valid from
October 01, 2011 -
February 29, 2012

- Extra-long clamping area for unsurpassed grooving and turning stability.
- Interchangeable grooving and cut-off inserts designed for excellent chip control.
- Exceptional versatility in one tool for all your O.D. and I.D. applications.





➤ DISTRIBUTED BY:



For more details, please refer to the latest Advances 2012 catalog!



INCH Left or Right Hand - 1 Toolholder and 10 Inserts per Victory Set Catalog Number

Grooving		Steel	Stainless Steel	Cast Iron	Non Ferrous	Hardened Materials
Smooth cut, pre-turned surface		1 st WP10CT 2 nd WU10PT	WU10PT	1 st WP10CT 2 nd WU10PT	WU10PT	WU10PT
Varying depth of cut, casting, of forging skin		WU10PT	WU10PT	1 st WP10CT 2 nd WU10PT	WU10PT	WU10PT
Lightly interrupted cut		1 st WP25CT 2 nd WU25PT	WU25PT	1 st WP25CT 2 nd WU25PT	WU25PT	
Heavily interrupted cut		WU25PT	WU25PT	WU25PT	WU25PT	



Set	Left Hand	Right Hand	Depth of Cut	Shank Size	Insert Width	Left Hand	Right Hand	Insert and Grade for Reference
	Victory Set Catalog Number to Order	Victory Set Catalog Number to Order				Toolholder Catalog Number for Reference	Toolholder Catalog Number for Reference	
Inch Toolholders Precision Ground Inch Inserts	WMT26SET	WMT25SET	.750"	1" x 1" x 6"	.094"	250194	250193	WMTS094I2BP04PT WU10PT
	WMT28SET	WMT27SET	.750"	1" x 1" x 6"	.094"	250194	250193	WMTS094I2BP04PT WU25PT
	WMT30SET	WMT29SET	.875"	1" x 1" x 6"	.125"	250144	250143	WMTS125I3P08PT WU10PT
	WMT32SET	WMT31SET	.875"	1" x 1" x 6"	.125"	250144	250143	WMTS125I3P08PT WU25PT
	WMT34SET	WMT33SET	1.000"	1" x 1" x 6"	.188"	250150	250149	WMTS188I5P08PT WU10PT
	WMT36SET	WMT35SET	1.000"	1" x 1" x 6"	.188"	250150	250149	WMTS188I5P08PT WU25PT
	WMT38SET	WMT37SET	1.000"	1" x 1" x 6"	.250"	250154	250153	WMTS250I6P08PT WU10PT
Inch Toolholders Molded Metric Inserts	WMT40SET	WMT39SET	1.000"	1" x 1" x 6"	.250"	250154	250153	WMTS250I6P08PT WU25PT
	WMT2SET	WMT1SET	.875"	1" x 1" x 6"	3,05	250144	250143	WMTS305M3U03PT WP25CT
	WMT4SET	WMT3SET	.875"	1" x 1" x 6"	4,05	250146	250145	WMTS405M4U03PT WP25CT
	WMT6SET	WMT5SET	1.000"	1" x 1" x 6"	5,05	250150	250149	WMTS505M5U03PT WP25CT
	WMT8SET	WMT7SET	.875"	1" x 1" x 6"	3,05	250144	250143	WMTS305M3U03PT WU25PT
	WMT10SET	WMT9SET	.875"	1" x 1" x 6"	4,05	250146	250145	WMTS405M4U03PT WU25PT
	WMT12SET	WMT11SET	1.000"	1" x 1" x 6"	5,05	250150	250149	WMTS505M5U03PT WU25PT
	WMT14SET	WMT13SET	.875"	1" x 1" x 6"	3,05	250144	250143	WMTS305M3U03PT WP10CT
	WMT16SET	WMT15SET	.875"	1" x 1" x 6"	4,05	250146	250145	WMTS405M4U03PT WP10CT
	WMT18SET	WMT17SET	1.000"	1" x 1" x 6"	5,05	250150	250149	WMTS505M5U03PT WP10CT
	WMT20SET	WMT19SET	.875"	1" x 1" x 6"	3,05	250144	250143	WMTS305M3U03PT WU10PT
	WMT22SET	WMT21SET	.875"	1" x 1" x 6"	4,05	250146	250145	WMTS405M4U03PT WU10PT
	WMT24SET	WMT23SET	1.000"	1" x 1" x 6"	5,05	250150	250149	WMTS505M5U03PT WU10PT